

# COVID-19 Weekly Report

Oregon's Weekly Surveillance Summary  
Novel Coronavirus (COVID-19)



Oregon Public Health Division

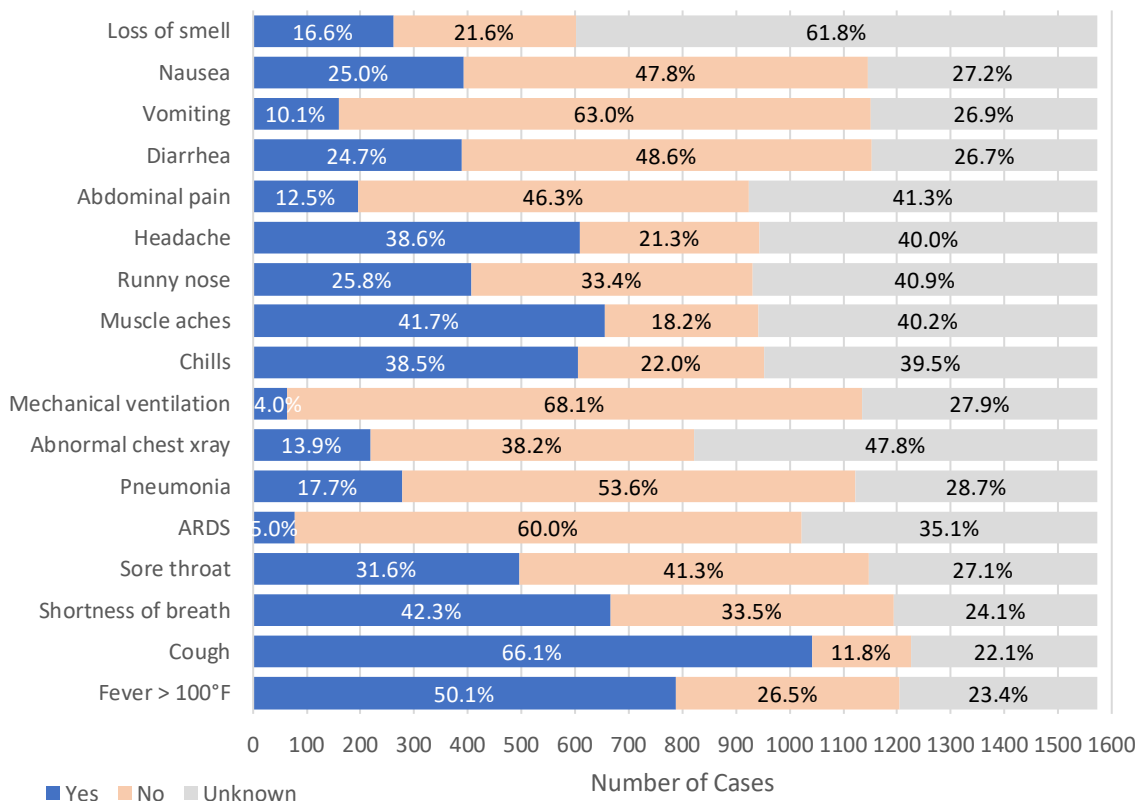
Published April 14, 2020

COVID-19 Weekly Report data will be finalized every Sunday at 11 p.m. PDT, and the report will be published the following Tuesday. **Please note that the data reported here are continually being updated. For daily up-to-date information visit the [OHA COVID-19 web page](#).**

As of 11 p.m. on Sunday, April 12, there have been 1,574 cases of COVID-19 reported to the Oregon Health Authority. Not all cases have been interviewed at the time of this report. These data represent a snapshot of COVID-19 risk factors, clinical and demographic characteristics and include data on cases with pending investigations. The data shown in this report comes from Orpheus, which is an electronic disease surveillance system for reportable diseases for the state of Oregon.

Figure 1 provides information on signs and symptoms from all COVID-19 cases. The two most commonly reported symptoms are cough (n=1041, 66.1%) and fever (n=788, 50.1%). Figure 2 provides information on risk factors from all COVID-19 cases. The two most common risk factors are having underlying conditions (n=555, 35.3%) and contact with a known COVID-19 case prior to symptom onset (n=436, 27.7%). It is important to note that each person may report more than one sign/symptom or risk factor. Figure 3 shows the sex distribution of all COVID-19 cases.

Figure 1. Reported signs and symptoms for all confirmed COVID-19 cases (n=1574)



# COVID-19 Weekly Report

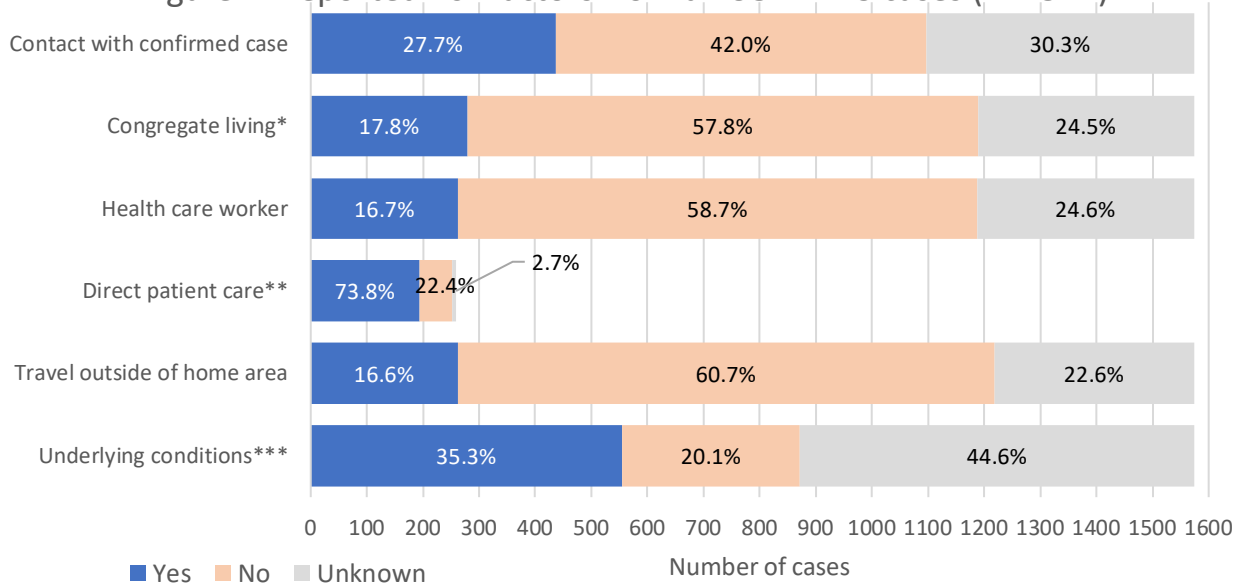
Oregon's Weekly Surveillance Summary  
Novel Coronavirus (COVID-19)



Oregon Public Health Division

Published April 14, 2020

Figure 2. Reported risk factors from all COVID-19 cases (n=1574)

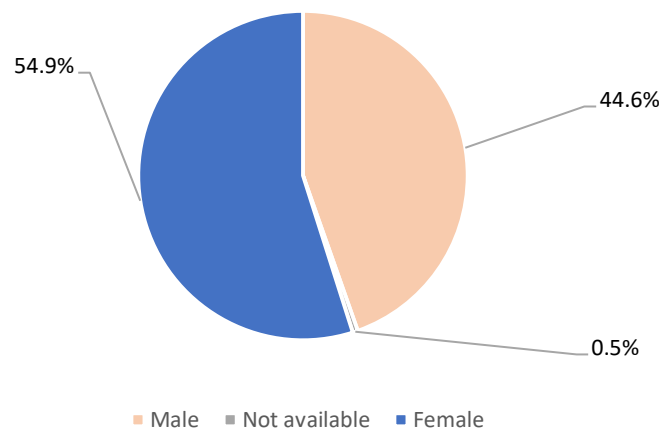


\*Congregate living situations include, but are not limited to, long-term care facilities, group homes, prisons, shelters, etc. Data include people with confirmed cases who live or work in congregated living situations.

\*\*Direct patient care is only asked if a case is a healthcare worker or volunteer. The denominator is the number of healthcare workers or volunteers.

\*\*\*Underlying conditions include cardiovascular disease, chronic liver disease, chronic lung disease, chronic renal disease, current or former smoker, diabetes mellitus, immunocompromised condition, neurologic/neurodevelopmental condition, or other chronic diseases.

Figure 3. COVID-19 cases by sex (n=1574)



The following tables show the demographic characteristics for all COVID-19 cases. Table 1 shows the age group distribution. Tables 2 and 3 show race and ethnicity respectively.

Data are provisional and subject to change.

# COVID-19 Weekly Report

Oregon's Weekly Surveillance Summary  
Novel Coronavirus (COVID-19)



Oregon Public Health Division

Published April 14, 2020

**Table 1. Age group distribution for all COVID-19 cases (n=1574)**

	n	% of total
0-19	38	2.4%
20-29	171	10.9%
30-39	242	15.4%
40-49	294	18.7%
50-59	274	17.4%
60-69	275	17.5%
70-79	172	10.9%
80+	107	6.8%
Not available	1	0.1%
Total	1574	100.0%

**Table 2. Race distribution of all COVID-19 cases (n=1574)**

	n	% of total
White	766	48.7%
Black	31	2.0%
Asian	48	3.0%
American Indian/Alaska Native	9	0.6%
Pacific Islander	13	0.8%
Other	288	18.3%
>1 race	27	1.7%
Not available	392	24.9%
Total	1574	100.0%

**Table 3. Ethnicity of all COVID-19 cases (n=1574)**

	n	% of total
Hispanic	340	21.6%
Non-Hispanic	780	49.6%
Not available	454	28.8%
Total	1574	100.0%

# COVID-19 Weekly Report

Oregon's Weekly Surveillance Summary  
Novel Coronavirus (COVID-19)



Oregon Public Health Division

Published April 14, 2020

## Weekly long-term care facility and senior living communities report

OHA will begin publishing data on cases and deaths in DHS-licensed long-term care facilities as well as non-DHS-regulated congregate living facilities (i.e., senior living communities) that have 3 or more confirmed COVID-19 cases or one or more death. This list does not include correctional facilities.

There is one adult foster home that has 3 or more confirmed COVID-19 cases or one or more death.

**Table 4. DHS-licensed long-term care facility and non-DHS-regulated congregate living facility outbreaks with 3 or more confirmed COVID-19 cases or one or more COVID-19 related death (n=16)**

Facility name	County	First reported	Total cases	Total Deaths
Oregon Veterans' Home Lebanon	Linn	3/11/2020	34	4
The Oaks at Sherwood Park	Marion	3/20/2020	14	1
Regency Park	Washington	3/21/2020	16	1
Astor House Senior Living	Yamhill	3/22/2020	12	6
Healthcare at Foster Creek	Multnomah	3/24/2020	50	9
Oregon Veterans' Home The Dalles	Wasco	3/26/2020	3	0
Raleigh Hills Senior Care	Washington	3/27/2020	1	1
Corvallis Manor	Benton	3/27/2020	9	1
Salem Transitional Care	Marion	3/27/2020	5	1
Laurelhurst Village	Multnomah	3/30/2020	38	4
Marian Estates	Marion	3/30/2020	16	1
Avamere Bethany	Washington	4/1/2020	9	0
Village Health Care	Multnomah	4/1/2020	10	0
Bonaventure	Washington	4/1/2020	1	1
Four Seasons Memory Care	Marion	4/2/2020	4	1
Jason Lee Manor Apartments	Marion	4/10/2020	2	1
Total	-	-	224	32